

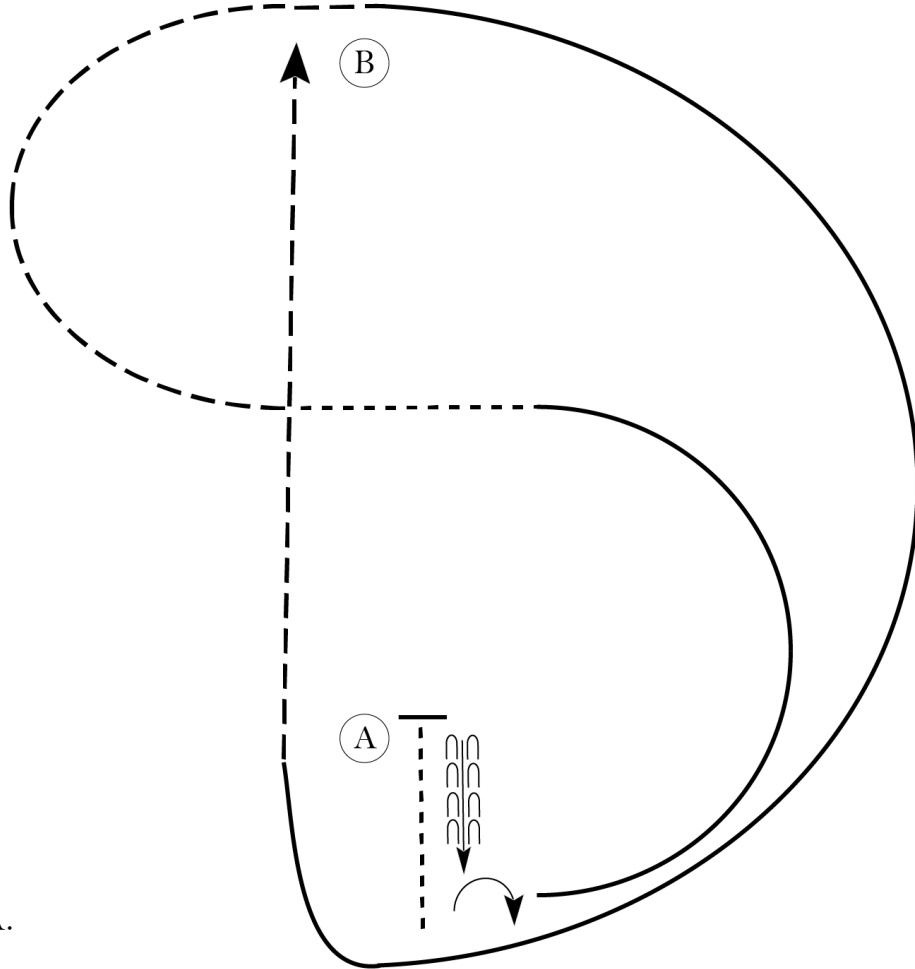
# Midwest Spotted Opportunity

## Equitation (All Classes)

Show Date: May 31 June 1-2

w w w . H o r s e S h o w P a t t e r n s . c o m

w w w . H o r s e S h o w P a t t e r n s . c o m



Be ready before A.

1. Walk to A, stop and back approximately one horse length.
2. Perform a 90 degree forehand turn right.
3. Canter on the left lead in a half circle to center of pattern.
4. Walk 2-3 horse lengths.
5. Sitting trot in a half circle to B.
6. Canter on the right lead to and around A.
7. Trot on the left diagonal to B.

Pattern is over once you pass B.

|               |           |
|---------------|-----------|
| Walk          | -----     |
| Trot          | - - - - - |
| Extended Trot | - - - - - |
| Canter        | —————     |
| Leg Yield     |           |
| Lead Change   | ///       |
| Back          | ←←←       |
| Marker        | ⓑ         |
| Sidepass      | ←- - - -→ |
| Hand Gallop   | —————     |

[HSE/2-67]

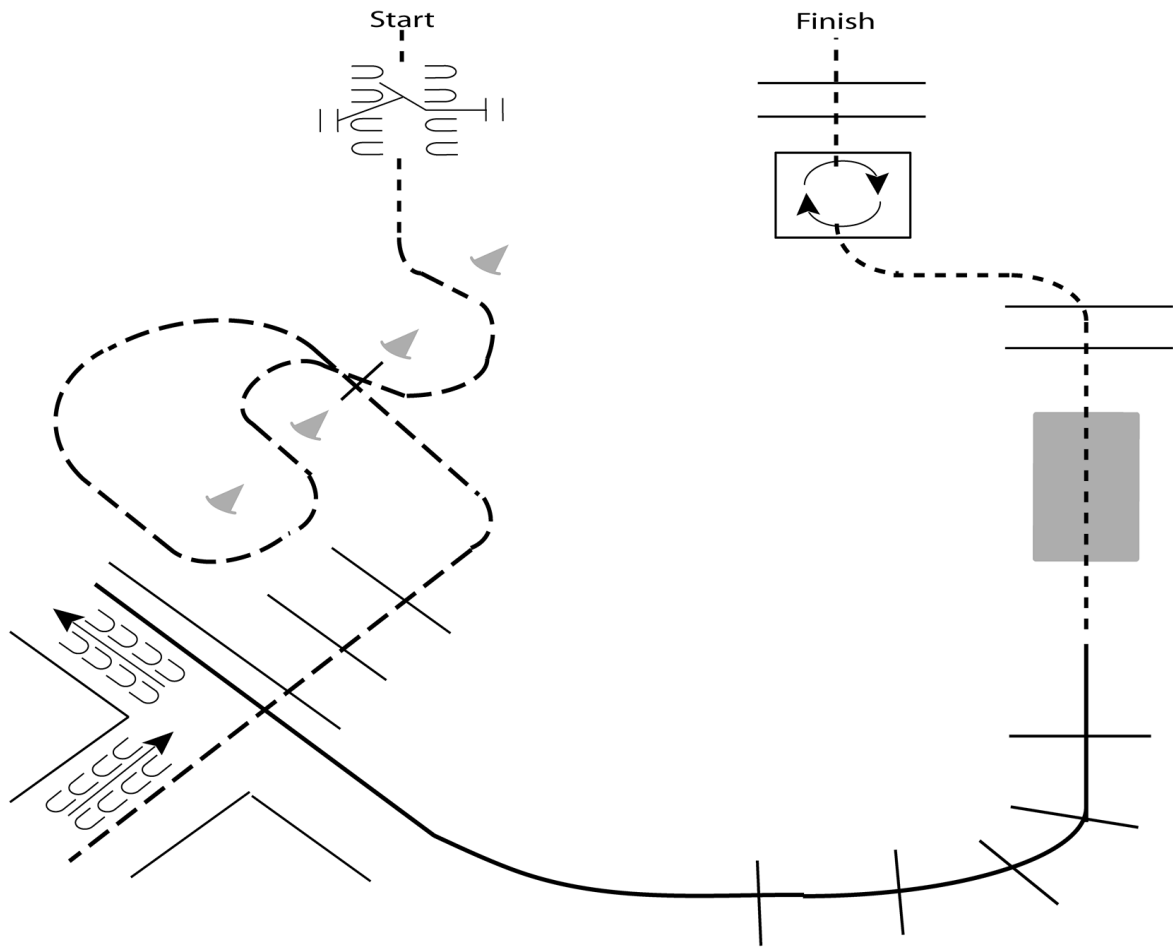
Pattern Provided by:

*Judges*

# Midwest Spotted Opportunity

## Trail (All Classes)

Show Date: May 31 June 1-2



1. Walk to and work gate.
2. Jog through cones, over pole and into chute.
3. Back the L.
4. Lope on the left lead over poles to bridge.
5. Walk over bridge and elevated poles.
6. Walk into box and perform a 360 degree turn to the right.
7. Walk out of box and over elevated poles to finish.

|              |            |
|--------------|------------|
| Walk         | -----      |
| Jog          | -----      |
| Extended Jog | -----      |
| Lope         | =====      |
| Leg Yield    |            |
| Lead Change  | ---/---    |
| Back         | ←←←<br>←←← |
| Marker       | Ⓚ          |
| Sidepass     | ←-----→    |

[T/2-4]

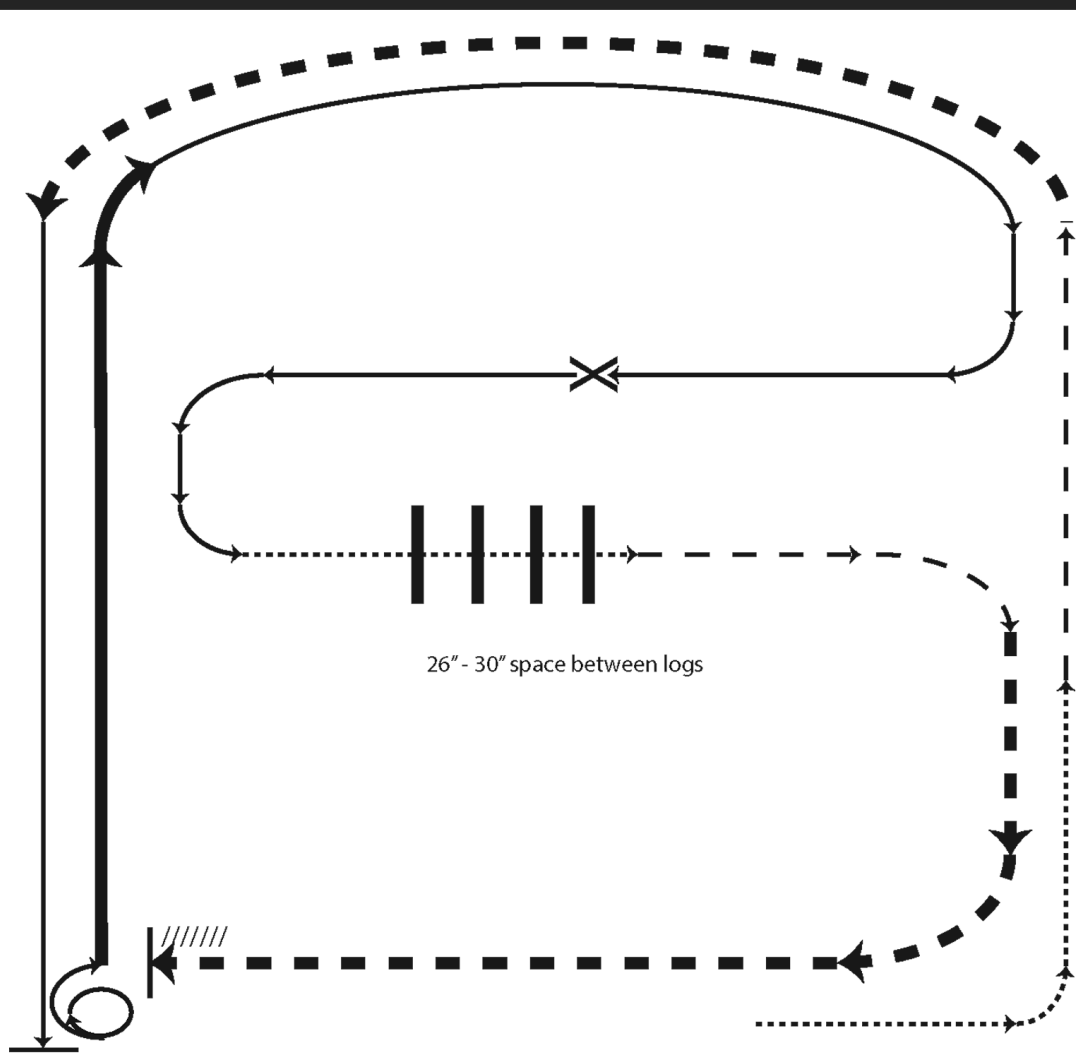
Pattern Provided by:

*Judges*

# Midwest Spotted Opportunity

Ranch Riding (Walk Trot (trot for lope, XTrot for XLope))

Show Date: May 31 June 1-2



- X Lead Change
- Walk
- - - Trot
- - - Ext Trot
- — — Lope
- — — Ext Lope
- /////// Back

1. Walk
2. Trot
3. Extended trot
4. Left lead lope
5. Stop, 1 1/2 turn right
6. Extended lope
7. Collect to working lope-right lead
8. Change leads (simple or flying)
9. Walk
10. Walk over logs
11. Trot
12. Extended trot
13. Stop and back

www.HorseShowPatterns.com

www.HorseShowPatterns.com

[RR/AQHA-2]

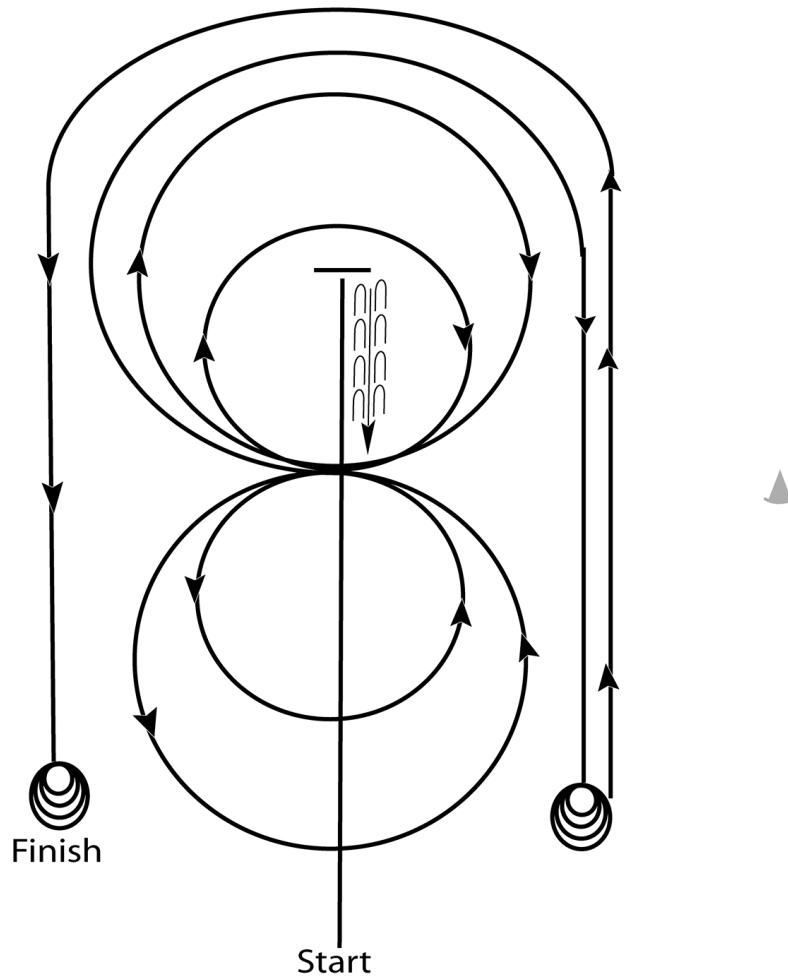
Pattern Provided by:

*Judges*

# Midwest Spotted Opportunity

## Working Cowhorse (All Classes)

Show Date: May 31 June 1-2



Pattern 1

1. Start at end of arena. Run down middle past center marker to a sliding stop.
2. Back at least 10 feet to center. 1/4 turn left.
3. Pickup right lead, big fast circle, small slow circle.
4. Change leads to left, big fast circle, small slow circle.
5. Change leads to right, do not close this circle.
6. Run around end of arena and down the side (approximately 20 feet from fence) past center marker and come to a sliding stop.
7. Complete 3 1/2 turns to the right.
8. Continue back down side and end of arena to other side (approximately 20 feet from fence) go past center marker and come to a sliding stop.
9. Complete 3 1/2 turns to the left.
10. Hesitate to complete pattern.

[NRCHAWC/1]

Pattern Provided by:

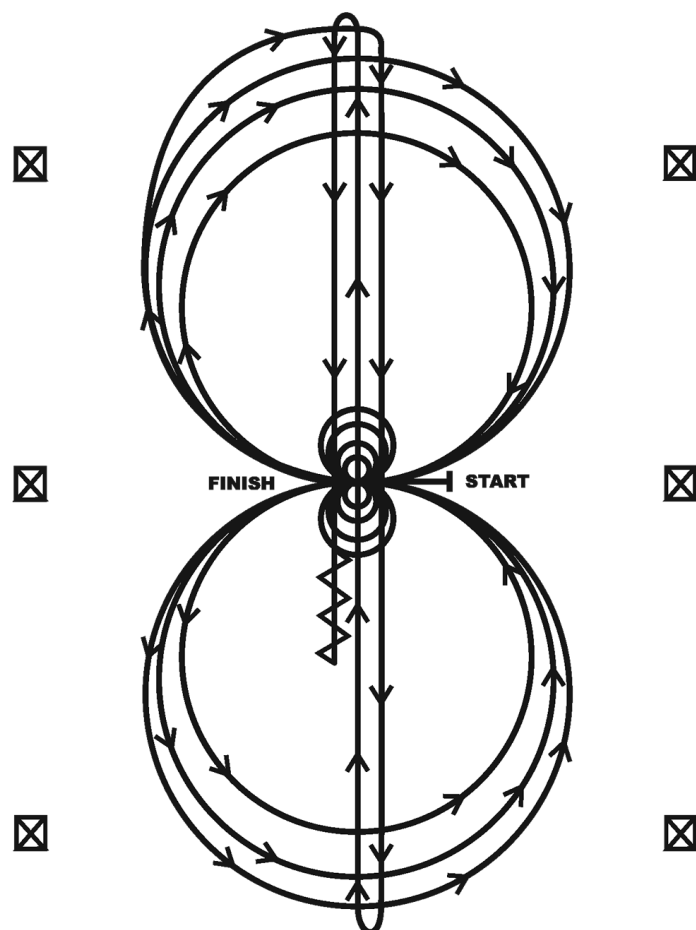
*Judges*

# Midwest Spotted Opportunity

## Reining (All Classes)

Show Date: May 31 June 1-2

### REINING PATTERN 2



Horses may walk or jog to the center of arena. Horses must walk or stop prior to starting pattern. Beginning at the center of the arena facing the left wall or fence.

1. Beginning on the right lead, complete three circles to the right: the first circle small and slow; the next two circles large and fast. Change leads at the center of the arena.
2. Complete three circles to the left: the first circle small and slow; the next two circles large and fast. Change leads at the center of the arena.
3. Continue around previous circle to the right. At the top of the circle, run down the middle to the far end of the arena past the end marker and do a right rollback—no hesitation.
4. Run up the middle to the opposite end of the arena past the end marker and do a left rollback—no hesitation.
5. Run past the center marker and do a sliding stop. Back up to the center of the arena or at least ten feet (three meters). Hesitate.
6. Complete four spins to the right. Hesitate.
7. Complete four spins to the left. Hesitate to demonstrate the completion of the pattern.

[R/AQHAP-2]

Pattern Provided by:

*Judges*

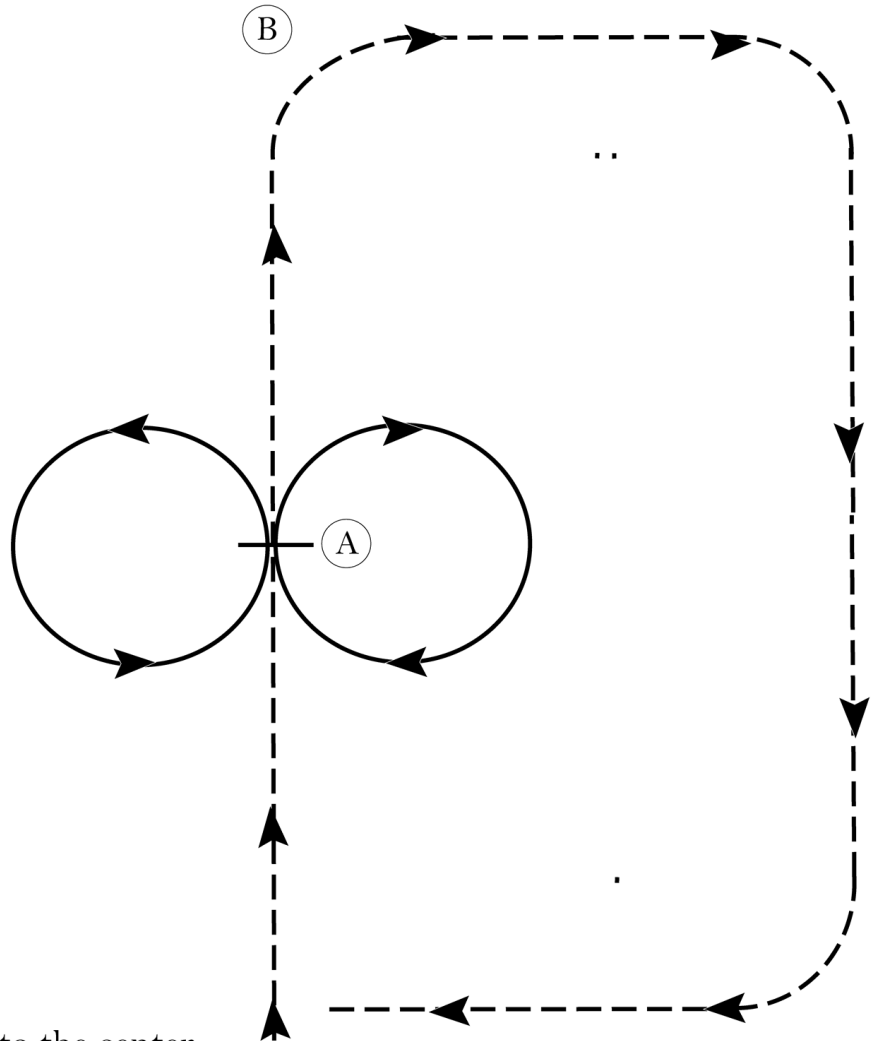
# Midwest Spotted Opportunity

## Saddle Seat Equitation (All Classes)

Show Date: May 31 June 1-2

w w w . H o r s e S h o w P a t t e r n s . c o m

w w w . H o r s e S h o w P a t t e r n s . c o m



Enter the arena at the trot.

1. Trot down the center line to the center point of the arena (A). Stop briefly.
2. Canter a figure eight - the first circle clockwise and the second circle counter clockwise. Stop briefly.
3. Trot down the center line to the midpoint of the far end of the arena (B).
4. Make a right turn and proceed around the curve, down the straightaway, around the next curve and exit.

The workout has been completed - Thank You.

|                 |           |
|-----------------|-----------|
| Walk            | -----     |
| Trot            | - - - - - |
| Extended Trot   | — — — — — |
| Canter          | —————     |
| Lead Change     |           |
| Back            |           |
| Reference Point | (B)       |

[SSE/7]

Pattern Provided by:

*Judges*

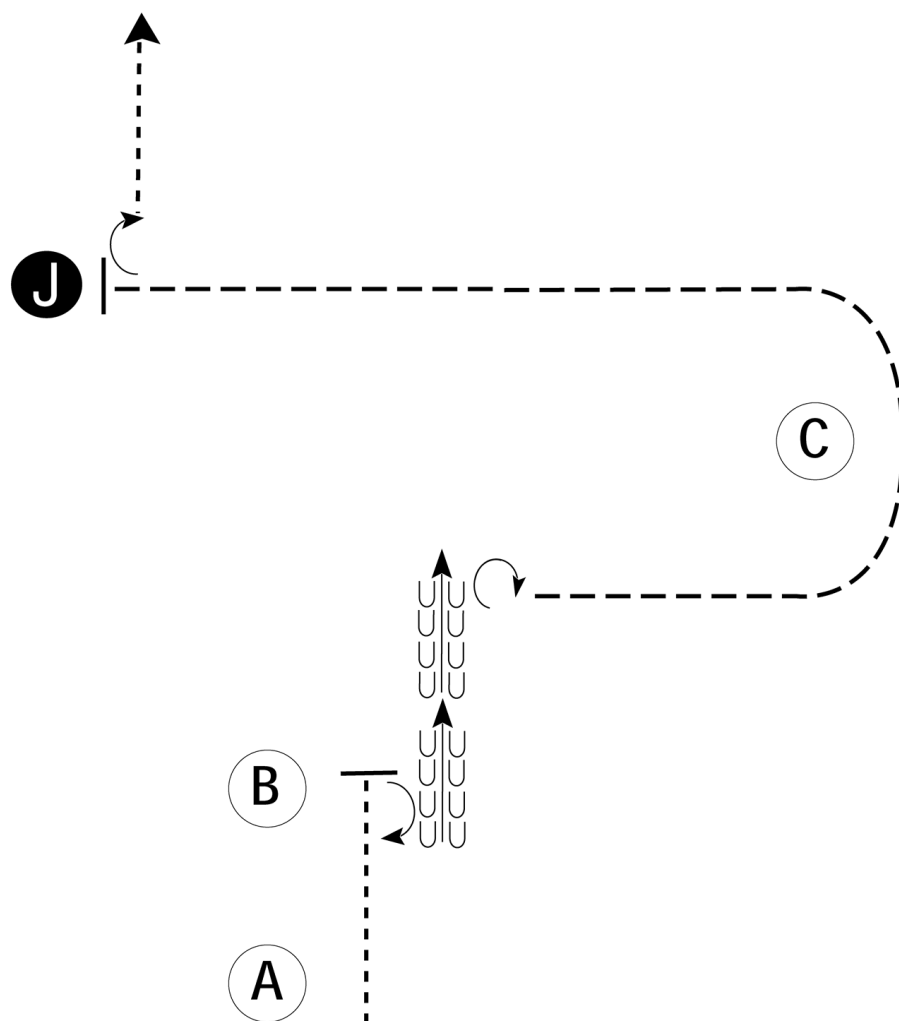
# Midwest Spotted Opportunity

## Showmanship (All Classes, WT NonPro)

Show Date: May 31 June 1-2

w w w . H o r s e S h o w P a t t e r n s . c o m

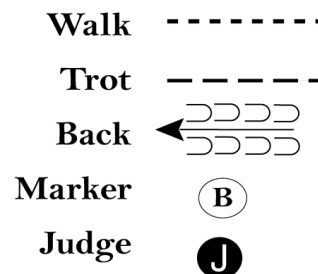
w w w . H o r s e S h o w P a t t e r n s . c o m



Be ready at A.

1. Walk to B.
2. Perform a 180 degree turn.
3. Back approximately one horse length.
4. Perform a 270 degree turn.
5. Trot around C and to judge.
6. Stop and set up for inspection.
7. When dismissed, perform a 90 degree turn.
8. Walk straight away from judge.

Follow the instructions of your ring steward.



[S/2-48]

Pattern Provided by:  
*Judges*

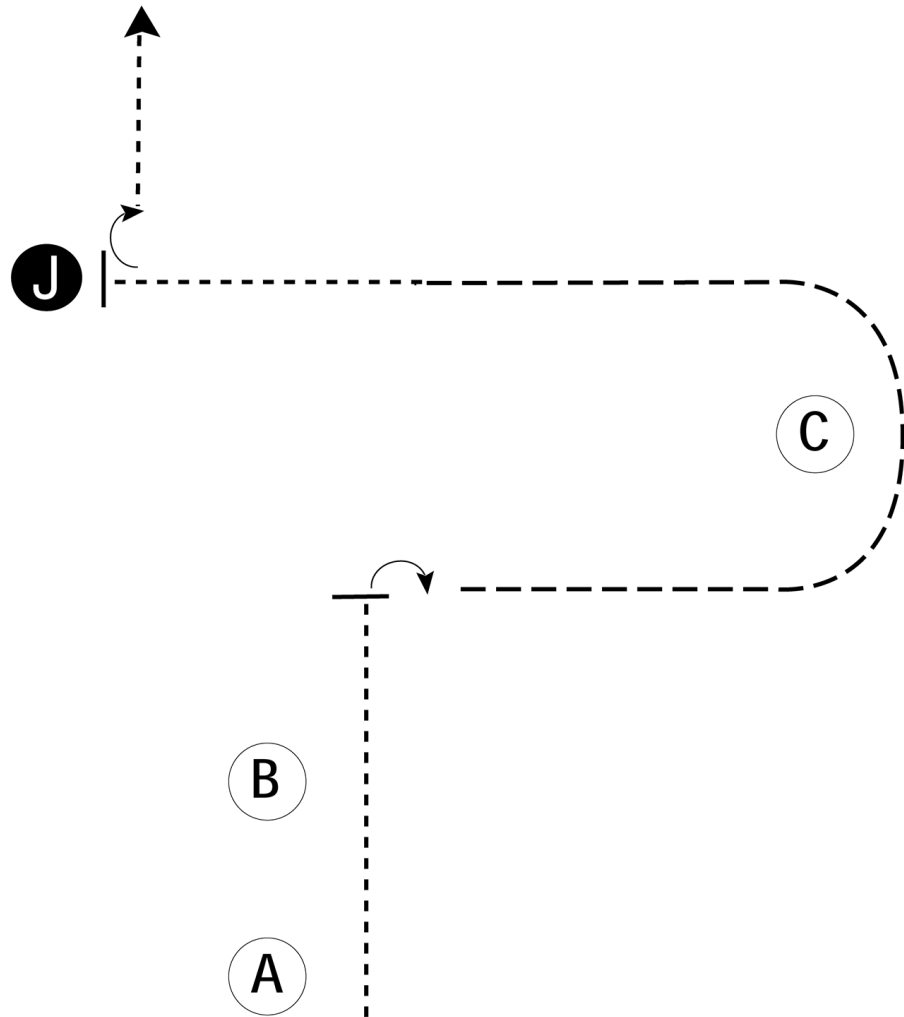
# Midwest Spotted Opportunity

## Showmanship (Walk Trot Youth)

Show Date: May 31 June 1-2

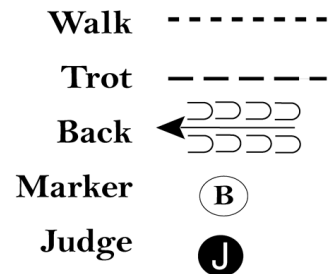
w w w . H o r s e S h o w P a t t e r n s . c o m

w w w . H o r s e S h o w P a t t e r n s . c o m



Be ready at A.

1. Walk approximately one horse length past B.
2. Stop and perform a 90 degree turn.
3. Trot around C and toward judge.
4. When halfway to judge, break to a walk.
5. Walk to judge. Stop and set up for inspection.
6. When dismissed, perform a 90 degree turn.
7. Walk straight away from judge.



Follow the instructions of your ring steward.

[S/WT-48]

Pattern Provided by:

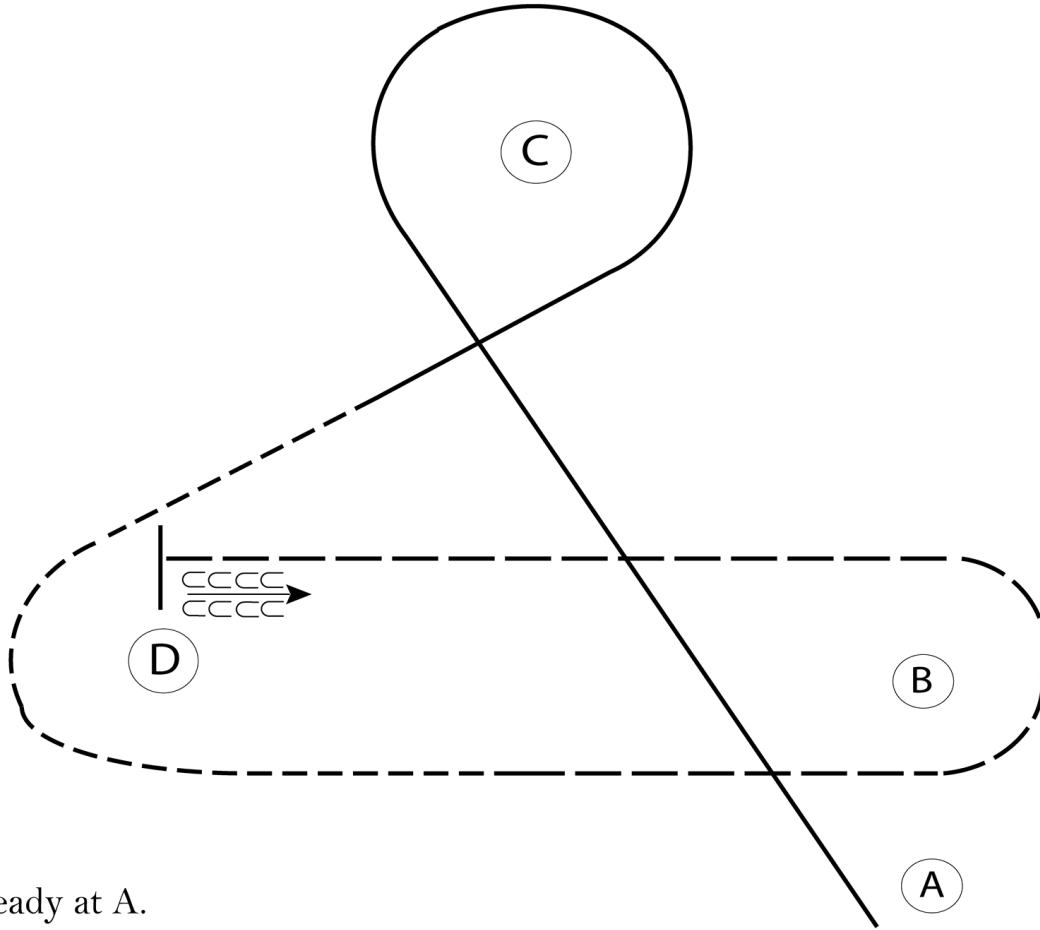
*Judges*



# Midwest Spotted Opportunity

## Horsemanship (All Classes)

Show Date: May 31 June 1-2



Be ready at A.

1. Right lead lope to and around C
2. Halfway to D break to the jog
3. Jog around D
4. Halfway to B extend the jog
5. Continue extended jog around B to D
6. At D stop and back approximately one horse length.

Follow the instructions of your ring steward.

|              |             |
|--------------|-------------|
| Walk         | -----       |
| Jog          | - - - - -   |
| Extended Jog | - - - - -   |
| Lope         | —————       |
| Leg Yield    |             |
| Lead Change  | — / —       |
| Back         | ← ← ← ← ←   |
| Marker       | ⊙ B         |
| Sidepass     | ← — — — — → |

[WH/2-54]

Pattern Provided by:

*Judges*

w w w . H o r s e S h o w P a t t e r n s . c o m

w w w . H o r s e S h o w P a t t e r n s . c o m

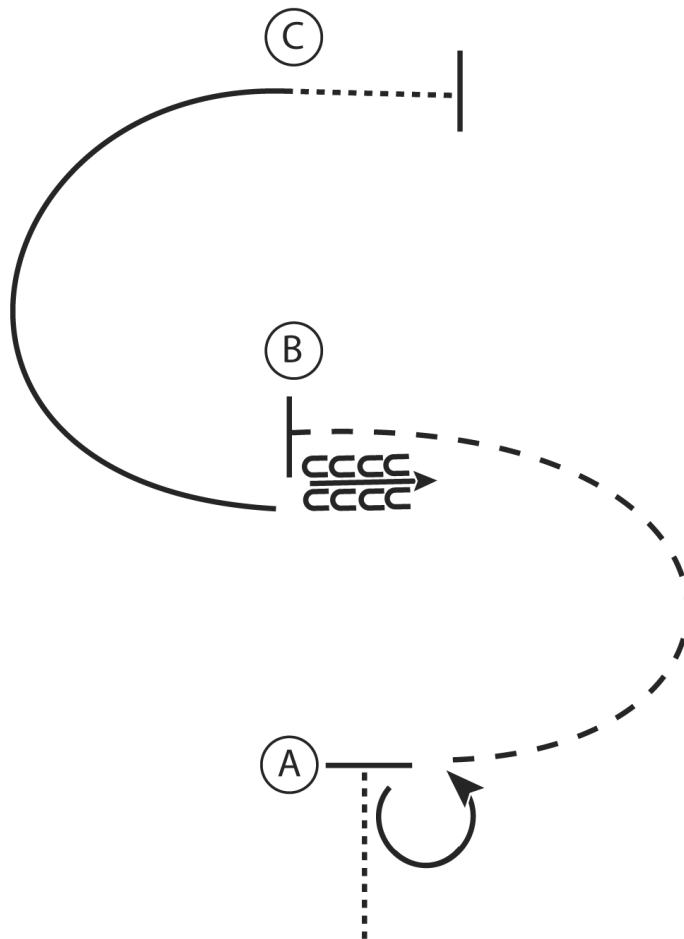
# Midwest Spotted Opportunity

## Bareback Horsemanship (All Classes)

Show Date: May 31 June 1-2

www.HorseShowPatterns.com

www.HorseShowPatterns.com



1. Walk to A
2. Stop at A and perform a 270 degree turn to the left
3. Jog a half circle to B
4. Stop at B and back 3 steps
5. Lope a half circle to C on the left lead
6. At C walk 5 steps and stop

|              |            |
|--------------|------------|
| Walk         | .....      |
| Jog          | -----      |
| Extended Jog | -----      |
| Lope         | —————      |
| Leg Yield    |            |
| Lead Change  | ↘          |
| Back         | ←←←<br>→→→ |
| Marker       | (B)        |
| Sidepass     | ←←←        |

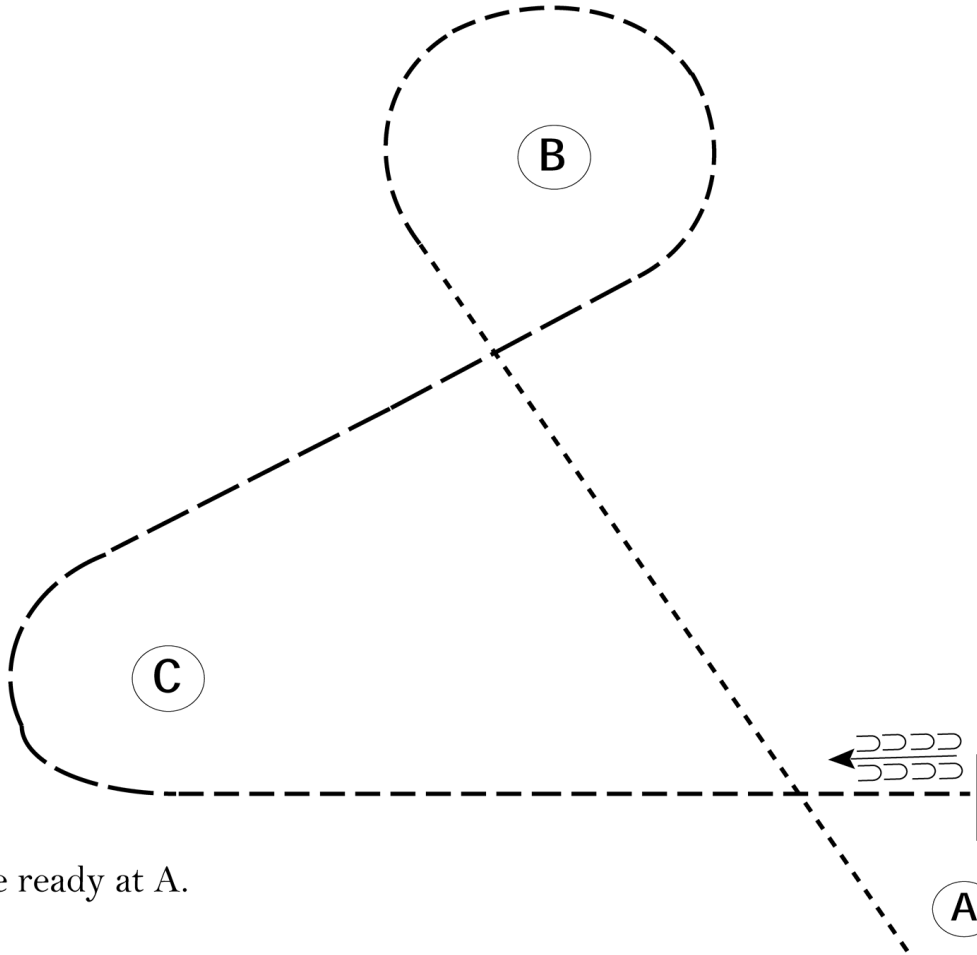
[WH/2-29]

Pattern Provided by:  
*Judges*

# Midwest Spotted Opportunity

## Horsemanship (Walk Trot)

Show Date: May 31 June 1-2



Be ready at A.

1. Walk to B.
2. At B, jog a circle around B.
3. Extend the jog from B to and around C.
4. At C, slow to the jog and jog to A.
5. At A, stop and back approximately one horse length.

Follow the instructions of the ring steward.

|              |             |
|--------------|-------------|
| Walk         | -----       |
| Jog          | - - - - -   |
| Extended Jog | - - - - -   |
| Lope         | —————       |
| Leg Yield    |             |
| Lead Change  | — / —       |
| Back         | ← ← ←       |
| Marker       | ⊙           |
| Sidepass     | ← — — — — → |

[WH/WT-55]

Pattern Provided by:

*Judges*

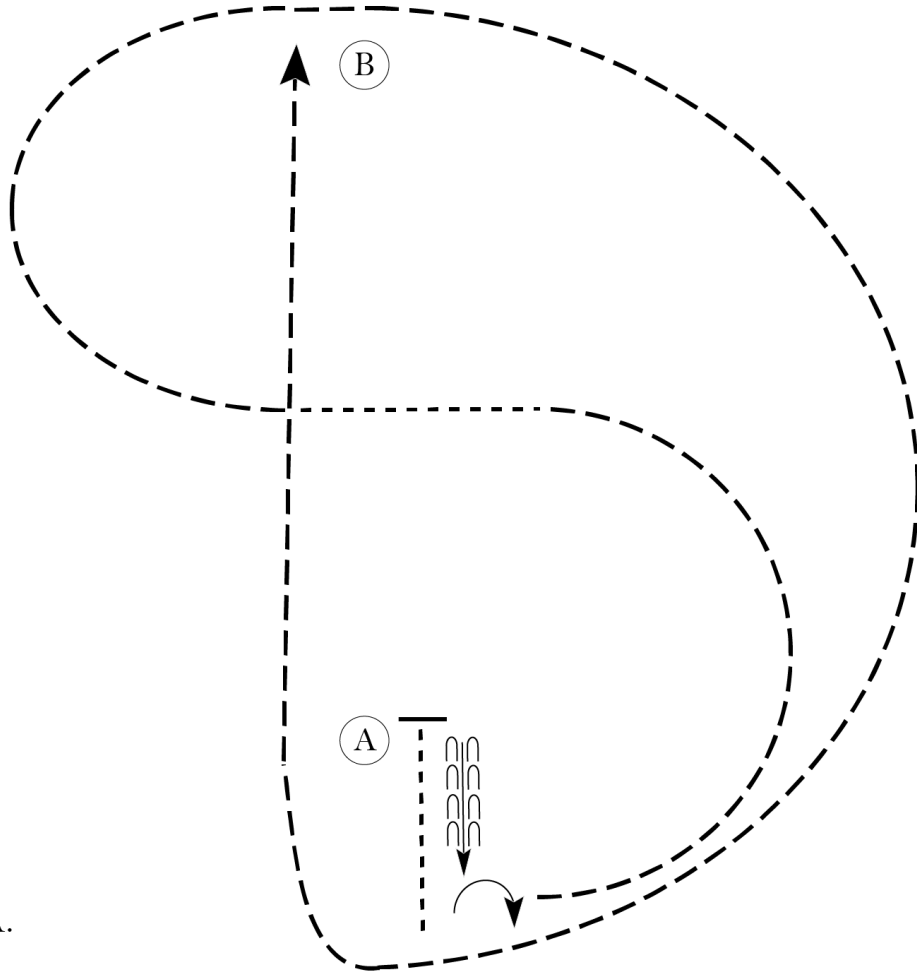
# Midwest Spotted Opportunity

## Equitation (Walk Trot)

Show Date: May 31 June 1-2

www.HorseShowPatterns.com

www.HorseShowPatterns.com



Be ready before A.

1. Walk to A, stop and back approximately one horse length.
2. Perform a 90 degree forehand turn right.
3. Trot on the right diagonal in a half circle to center of pattern.
4. Walk 2-3 horse lengths.
5. Sitting trot in a half circle to B.
6. Trot on the left diagonal to and around A.
7. Continue to trot on the left diagonal to B.

Pattern is over once you pass B.

|               |           |
|---------------|-----------|
| Walk          | -----     |
| Trot          | - - - - - |
| Extended Trot | _____     |
| Canter        | —————     |
| Leg Yield     |           |
| Lead Change   | ↙ ↘       |
| Back          | ← ← ← ← ← |
| Marker        | ⊙         |
| Sidepass      | ← →       |
| Hand Gallop   | ———       |

[HSE/WT-67]

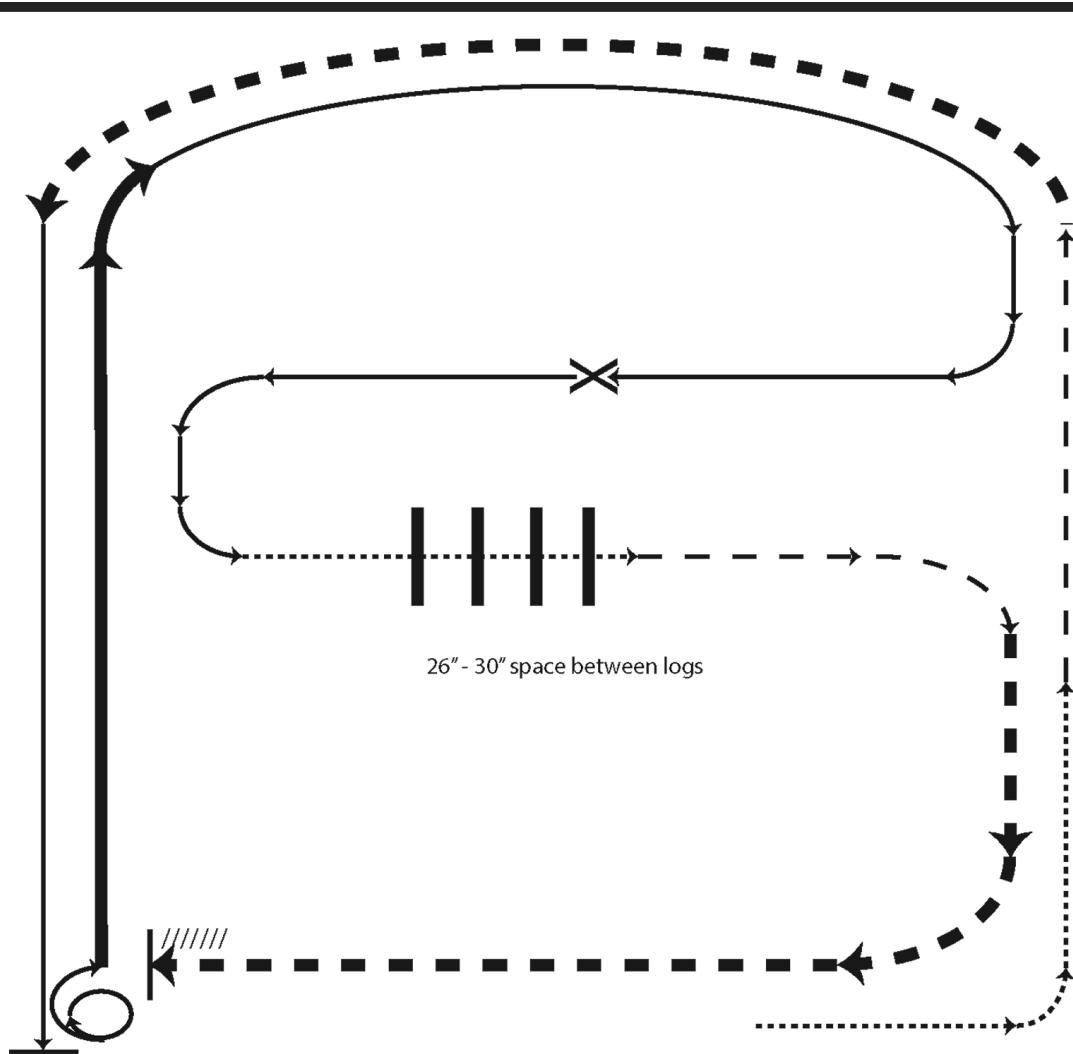
Pattern Provided by:

*Judges*

# Midwest Spotted Opportunity

## Ranch Riding (All Classes)

Show Date: May 31 June 1-2



- X Lead Change
- Walk
- - - Trot
- - - Ext Trot
- — — Lope
- — — Ext Lope
- /////// Back

1. Walk
2. Trot
3. Extended trot
4. Left lead lope
5. Stop, 1 1/2 turn right
6. Extended lope
7. Collect to working lope-right lead
8. Change leads (simple or flying)
9. Walk
10. Walk over logs
11. Trot
12. Extended trot
13. Stop and back

[RR/AQHA-2]

Pattern Provided by:

*Judges*

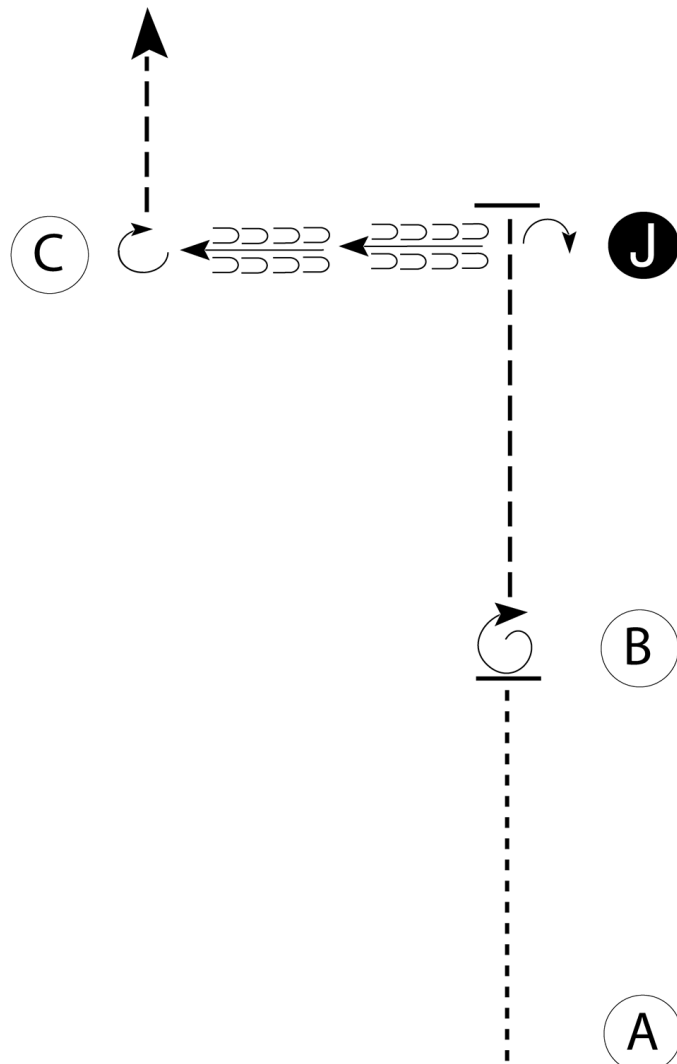
# Midwest Spotted Opportunity

## English Showmanship (All Classes)

Show Date: May 31 June 1-2

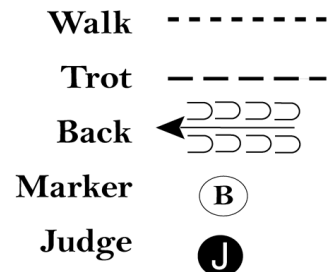
w w w . H o r s e S h o w P a t t e r n s . c o m

w w w . H o r s e S h o w P a t t e r n s . c o m



Be ready at A.

1. Walk A to B.
2. Stop at B and perform a 360 degree turn.
3. Trot until even with Judge.
4. Stop and perform a 90 degree turn; set up for inspection.
5. When dismissed, back to C.
6. Perform a 270 degree turn and trot straight away.



Follow the instructions of your ring steward.

[S/2-4]

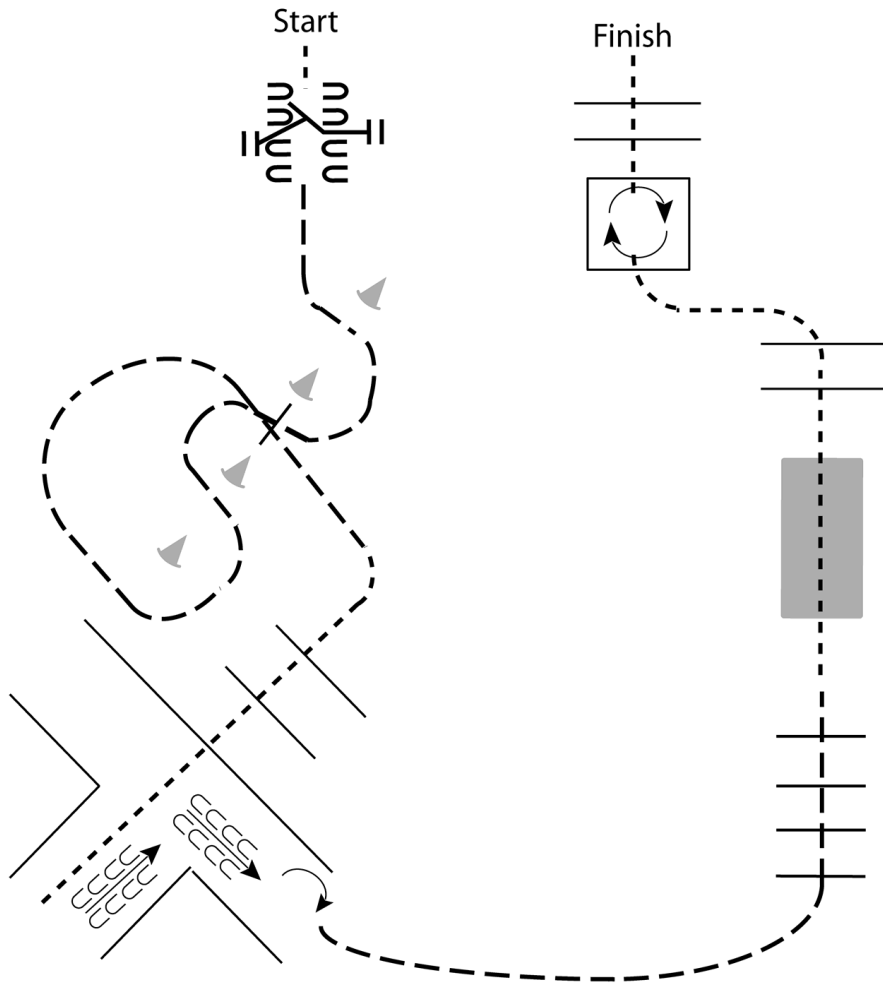
Pattern Provided by:

*Judges*

# Midwest Spotted Opportunity

## Trail (Walk Trot)

Show Date: May 31 June 1-2



1. Walk to and work gate.
2. Jog through cones.
3. Walk over poles into chute.
4. Back out of chute; turn 180 degrees right.
5. Jog over poles to bridge.
6. Walk over bridge and poles.
7. Walk into box and perform a 360 degree turn to the right.
8. Walk out of box and over poles.

|                     |            |
|---------------------|------------|
| <b>Walk</b>         | -----      |
| <b>Jog</b>          | - - - - -  |
| <b>Extended Jog</b> | - - - - -  |
| <b>Lope</b>         | —————      |
| <b>Leg Yield</b>    |            |
| <b>Lead Change</b>  | —/—        |
| <b>Back</b>         | ←←←<br>←←← |
| <b>Marker</b>       | ⓑ          |
| <b>Sidepass</b>     | ←-----→    |

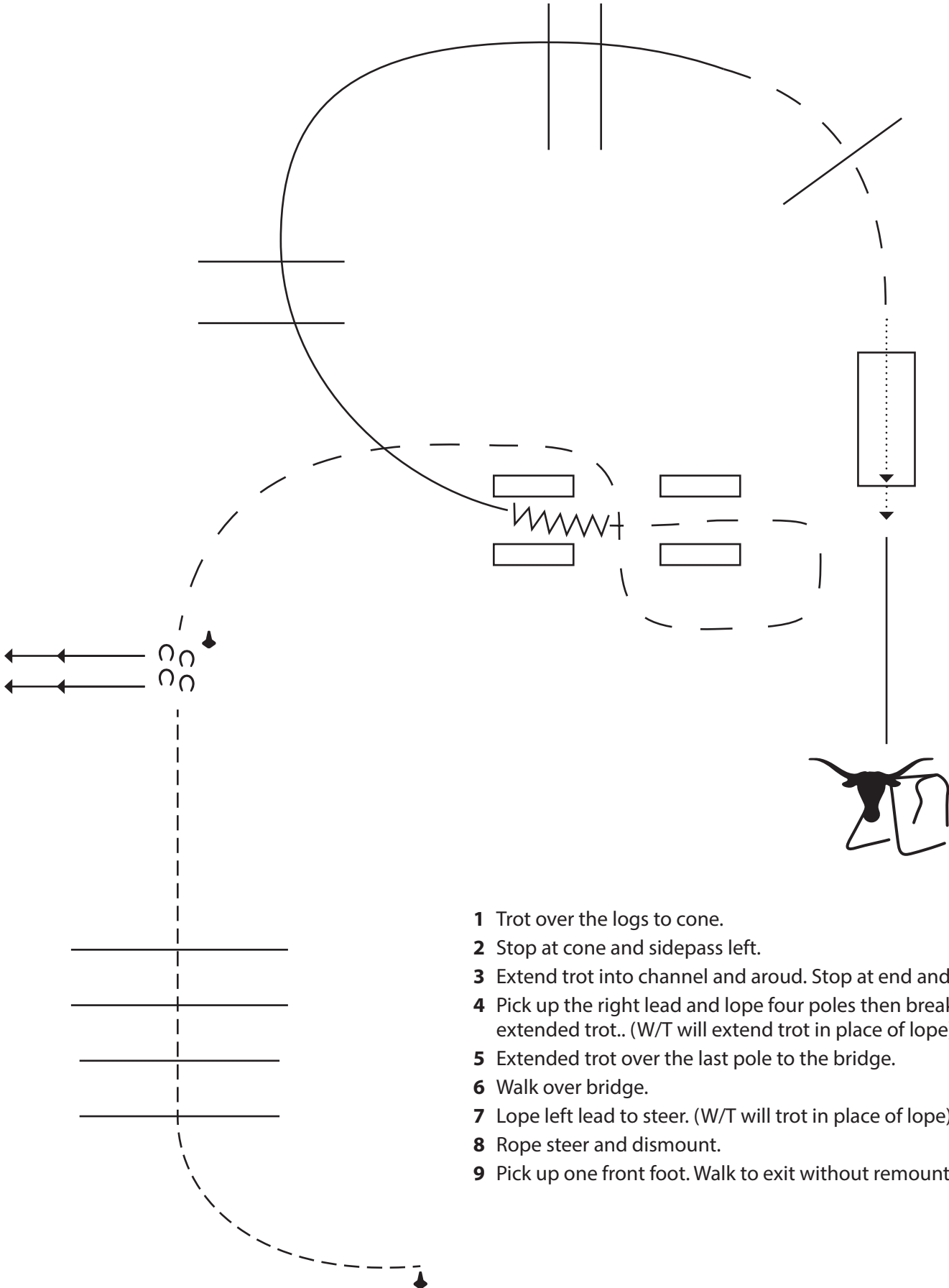
[TWT-2]

**Pattern Provided by:**  
*Judges*

www.HorseShowPatterns.com

www.HorseShowPatterns.com

# Ranch Trail



- 1 Trot over the logs to cone.
- 2 Stop at cone and sidepass left.
- 3 Extend trot into channel and around. Stop at end and back up.
- 4 Pick up the right lead and lope four poles then break to an extended trot.. (W/T will extend trot in place of lope)
- 5 Extended trot over the last pole to the bridge.
- 6 Walk over bridge.
- 7 Lope left lead to steer. (W/T will trot in place of lope)
- 8 Rope steer and dismount.
- 9 Pick up one front foot. Walk to exit without remounting.